

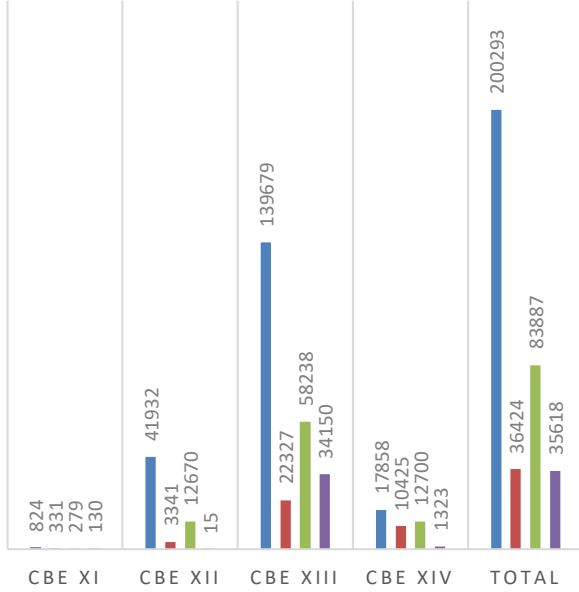
ECCS Data as on 30.04.2026

1. Volume in ECCS

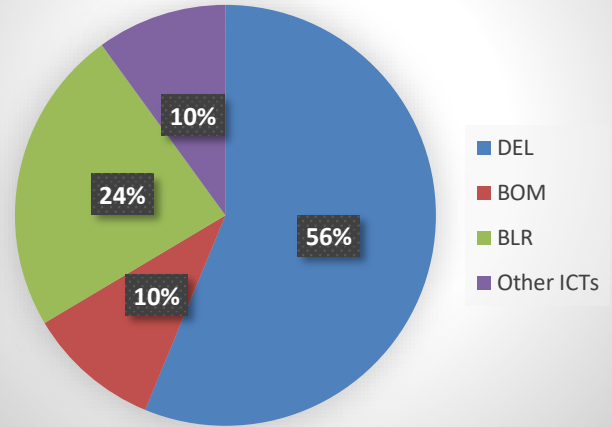
Document	FY 26-27 Upto April, 26								
	DEL	BOM	BLR	MAA	COK	AMD	HYD	CCU	Total
IMPORTS									
CBE XI	824	331	279	130	0	0	0	0	1564
CBE XII	41932	3341	12670	15	0	0	0	0	57958
CBE XIII	139679	22327	58238	6813	27337	0	0	0	254394
CBE XIV	17858	10425	12700	1323	0	0	0	0	42306
Total	200293	36424	83887	8281	27337	0	0	0	356222
IGM	1427	626	340	209	306	0	0	0	2908
EXPORTS									
CSB III	1875	921	1817	332	23	3	4	17	4992
CSB IV	781305	140540	148590	4847	2511	8281	10914	0	1096988
CSB V	288875	37310	27396	530	18	20	9	0	354158
Total	1072055	178771	177803	5709	2552	8304	10927	17	1456138
EGM	828	572	297	124	0	2	0	0	1823
Grand Total	1272348	215195	261690	13990	29889	8304	10927	17	1812360
Average CBE/day	6676	1214	2796	276	911	0	0	0	11874
Avg. CBE /month	200293	36424	83887	8281	27337	0	0	0	356222
Average CSB/day	42412	7173	8723	466	996	277	364	1	60412
Avg.CSB/month	1072055	178771	177803	5709	2552	8304	10927	17	1456138

IMPORT VOLUME 2026-27 UPTO APRIL, 2026

DEL BOM BLR Other ICTs



Import Volume 2026-27 upto APRIL, 2026

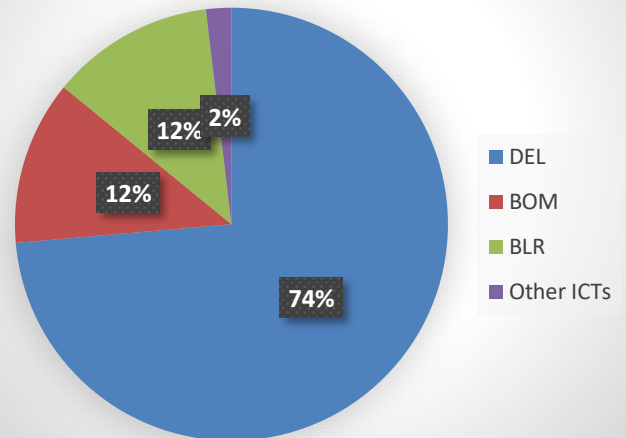


EXPORT VOLUME 2026-27 UPTO APRIL, 2026

DEL BOM BLR Other ICTs Total



Export Volume 2026-27 upto APRIL, 2026



Monthly Revenue Figures (in Rs. Crore)

CBE No.	Revenue for FY 2026-27 Upto April, 26				TOTAL
	DEL	BOM	BLR	Other ICTs	
CBE XIII	54.05	11.32	32.03	6.10	103.50
CBE XIV	258.51	134.44	138.46	18.00	549.41
TOTAL	312.56	145.76	170.49	24.10	652.90

